

TECHNICAL DATA SHEETS

DESCRIPTION

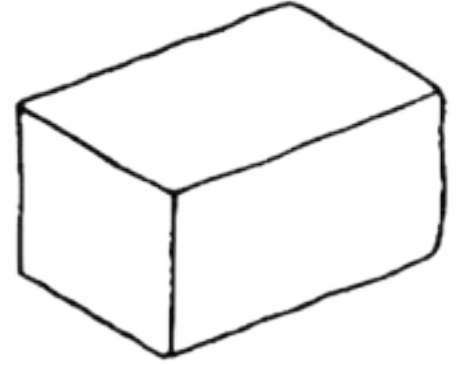
Our plain concrete dobies range in size from 2x2x3/4", all the way up to 5" and 6" in dobies. They come with or without tie wire inserted in the concrete brick. As is the case for all our concrete spacers, we manufacture these in regular strength, 4000 psi mix design, or higher strength for custom jobs.

APPLICATION

- On grade

FEATURES

- Cover Heights from 3/4" to 6"
- Particularly suited for on-grade reinforcement.
- Standard 4000 PSI (additional strength available at added cost).
- Custom sizes and configurations available upon request.
- D.O.T. approved (in most states).
- Meets all requirements and qualifies as a CRSI Class 1 Bar Support.





PRODUCT INFORMATION

Item	Description	Cover Height	Quantity / Pallet	Quantity / Bag	Weight (lbs / pallet)
CPD075	2" x 2" x 3/4"	3/4"	12,000	160	3,600
CPD100	2" x 2" x 1"	1"	9,600	160	3,600
CPD150	2" x 2" x 1 1/2"	1 1/2"	5,760	96	3,000
CPD175	2" x 2" x 1 3/4"	1 3/4"	4,800	80	3,000
CPD200	2" x 2" x 2"	2" or 3"	4,800	80	3,250
CPD233	2" x 3" x 3"	2"	2,112	N/A	3,250
CPD300	3" x 3" x 3"	3"	1,536	N/A	3,250
CPD500	3" x 5" x 5"	5"	540	N/A	3,700
CPD600	3" x 6" x 6"	6"	350	N/A	3,100
CPD6606	6" x 6" x 6"	6"	175	N/A	3,150

MANUFACTURER INFORMATION

 (909) 356-5399 (949) 771-5657

 (909) 726-9500

 info@inlandconcreteproducts.com



Inland Concrete Products
 14760 Santa Ana Ave.
 Fontana, Ca 92337